





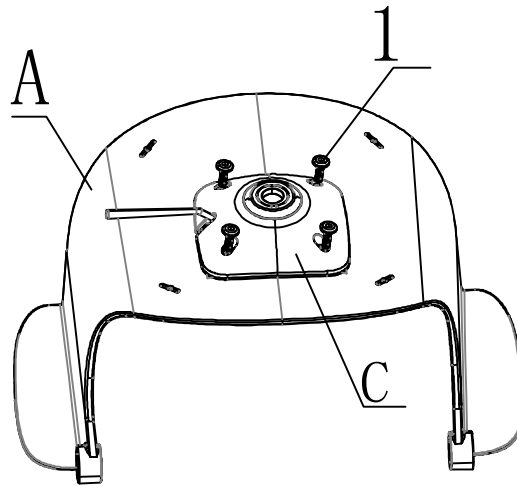


ASSEMBLY INSTRUCTION

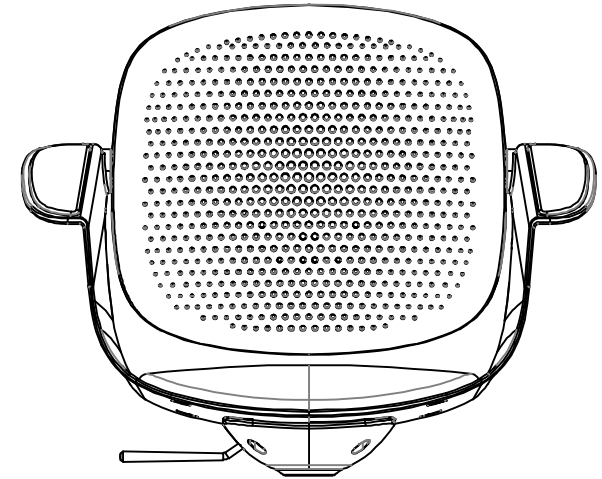
F2-G01


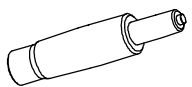
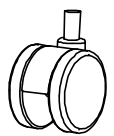
A	1pc	G	2pcs
Seat		Decorative cover	
B	1pc	I	4pcs
Back		Screw 6X20	
C	1pc	2	2pcs
Mechanism		Screw 8X35	

①



③



D	1pc
Base	
E	1pc
Gas Lift	
F	5pcs
Castors	

②

